



WASTE STRATEGY REVIEW

August 2014

Strategic context and drivers

- EU Waste Framework Directive
- Waste Strategy for England – 2007
- Government Review of Waste Policy in England – 2011
- Barnsley Municipal Waste Management Strategy – 2007
- Doncaster Waste Strategy – 2009
- Rotherham Municipal Waste Management Strategy 2005

EU Waste Framework Directive

- Enshrined the waste hierarchy in policy – contained in each BDR strategy
- Led to the creation of National Waste Management Strategy and Review
- Set targets for the UK


Waste Strategy for England 2007 (2011 Review)

- Recycle 50% of waste from households by 2020
- Reduce landfill to 35% of 1995 levels by 2020
- Incentivise efforts to reduce, re-use, recycle waste and recover energy from waste
- Reform regulation to drive the reduction of waste and diversion from landfill
- Reduce costs to compliant businesses and the regulator
- Stimulate investment in collection, recycling and recovery infrastructure, and markets for recovered materials
- Improve national, regional and local governance

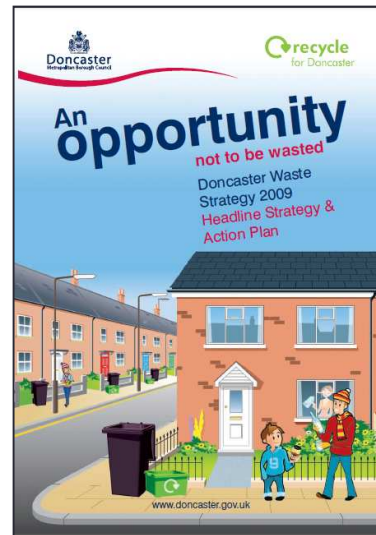
Local Waste Strategies



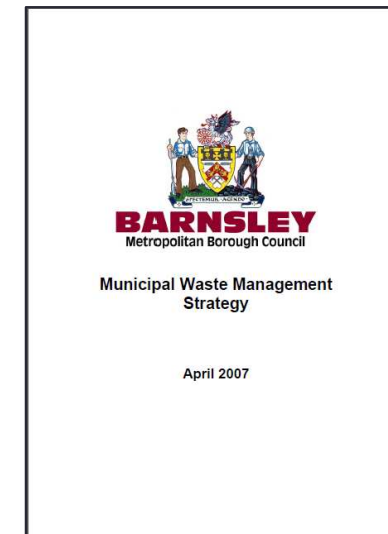
2005



2009



2007



BDR Joint Waste Plan - 2012

- Acknowledges a joint BDR strategic approach to waste
- Combines European, national and local policies
- Plans for appropriate waste management facilities across all three areas
- Outlines individual council's municipal waste strategies



BDR Waste Services

Local Authority	Fortnightly residual waste collections	Recyclate collection at kerbside	Green waste collection	HWRCs	Bring bank sites
Barnsley	✓	✓	✓	✓	✓
Doncaster	✓	✓	✓	✓	✓
Rotherham	✓	✓	✓	✓	✓

BDR Recycling

Local Authority	Method of collection	Materials					
		Glass	Cardboard	Paper	Plastic	Cans	Green
Barnsley	Co-mingled (plastic, glass and cans)	✓	✓	✓	✓	✓	✓
Doncaster	Kerbside sort	✓	✓	✓	✓ (Bottles)	✓	✓
Rotherham	Kerbside sort	✓	✓	✓	✗	✓	✓

BDR Targets

Local Authority	Strategy	Targets
Rotherham	✓ (2005)	<ul style="list-style-type: none">• Recycle (or compost) at least 23% of household waste by 2006/7• Recycle (or compost) 33% of household waste by 2009/10• Recycle (or compost) 35% of household waste by 2012/13• Recycle (or compost) 45% of household waste by 2015/16
Doncaster	✓ (2009)	<ul style="list-style-type: none">• Reduce the amount of household waste produced per inhabitant so as to achieve performance for this measure which is amongst the best 50% in England.• Increase participation in kerbside recycling collections to at least 80% in 2011.• Reuse, recycle or compost 50% of the waste received at the sites in 2008/9 and 75% in 2011/12.• Recycle or compost 10% of residual waste.• Achieve a reuse, recycling and composting rate for household waste of: 46% by 2011/12, 50% by 2012/13 and 60% by 2015/16.
Barnsley	✓ (2007)	<ul style="list-style-type: none">• Recycle or compost 33% of household waste by 2009/10• Recycle or compost 40% of household waste by 2012/13• Recycle or compost 45% of household waste by 2015/16

BDR Additional strategic commitments

Local Authority	Joint BDR contracts	Joint BDR communications	Waste Prevention Initiatives	Education	Desire for local decision making and political influence
Barnsley	✓	✓	✓	✓	✓
Doncaster	✓	✓	✓	✓	✓
Rotherham	✓	✓	✓	✓	✓

Considerations

- All strategies pre-date Government review 2011
 - Empowering local communities
 - Cutting red tape
 - Better regulation and enforcement
 - Working with businesses
 - Energy recovery
 - Food waste

2015 and beyond...

- Align strategic approach to PFI
 - Collections
 - Recycling rates
 - Education
 - Communications
- All strategies require a refresh
 - References to LATS
 - Update action plans
 - Reporting
- Opportunity to develop joint strategy?